

Gowning



Wall Garment Rack



Upright Garment Rack



Bootie/ Shoe Rack



- Type 304 stainless steel wire shelving
- Heavy-duty type 304 stainless steel bench

Processing



Perforated Top Table



- Type 304 / 316 stainless steel worktables
- Solid and perforated surfaces

Storage



Stainless Steel Solid & Wire Carts



Stainless Steel Solid & Wire Shelving



*We Give You More Space
For More Production!*

- Stainless steel 304, solid and wire setups
- Customized storage solutions

Security



Secure Storage



Mobile

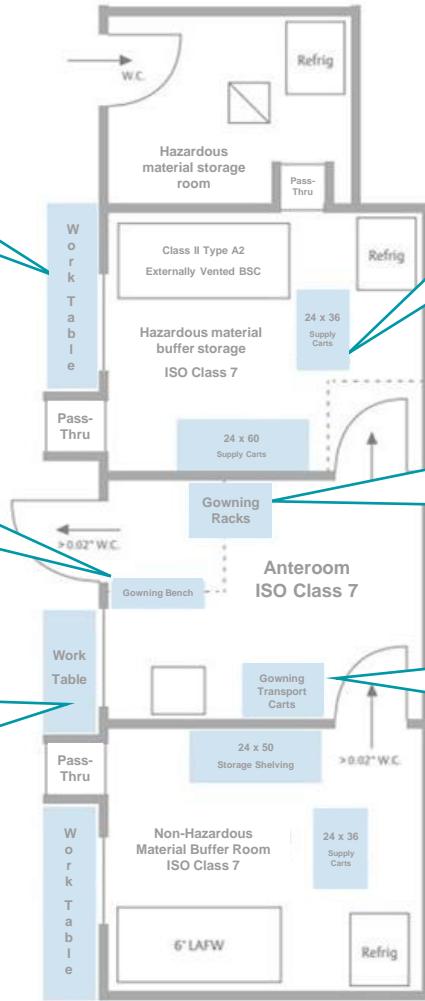


Stationary



**WE GIVE YOU
MORE SPACE TO
PRODUCE MORE!**

FROM THE EUROPEAN METRO DEPOT



**WE GIVE YOU
MORE SPACE TO
PRODUCE MORE!**

METRO
www.metro.de
C&TSA
your partner in industrial electronics

Aerial lift system

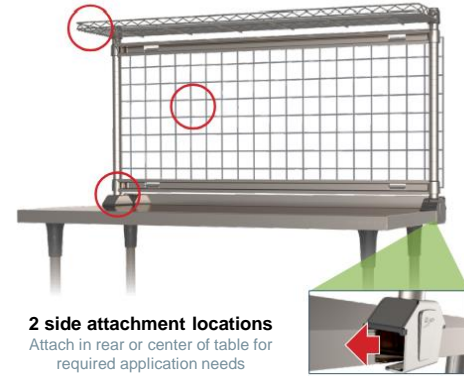
- Installed or dismantled at any time during its lifetime.
- Stays within the working table space.
- Cantilevered with only two rear mounting posts.
- Can be mounted at the rear or in the center of the worktable.
- The solution can be a shelf, a SmartWall grille, or a combination of both.
- The grid suspension rail serves as a support for wastepaper baskets along the entire length of the table.

Shelf and rack options

- Solid stainless steel shelves: 12" deep rear or centre cantilevers, type 304 or 316 stainless steel
- 12" deep Wire DropMat Type 304 stainless wire shelf
- SmartWall grille: 24" high Metroseal grey epoxy coating or type 304 stainless steel
- Mounting posts are type 304 stainless steel with a type 316 stainless steel base.

TableWorx™

High-performance work tables



2 side attachment locations
Attach in rear or center of table for required application needs

Riser Mounting Options



Center Mount

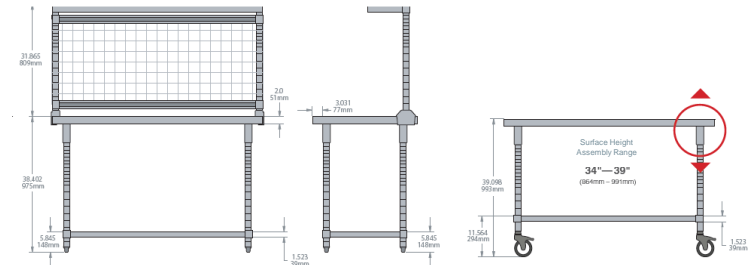
Choose accessory grid only, center-mount solid stainless over-shelves, or a combination of both.



Rear Mount

Choose accessory grid only, stainless solid or wire over-shelves, or a combination of both.

Dimensional Specifications



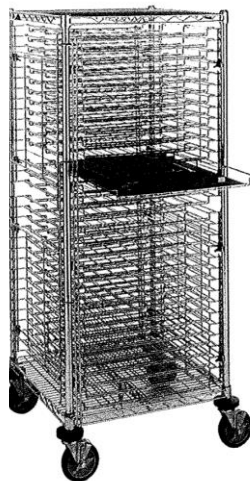
METRO SMART TRAY CART SYSTEM

WE GIVE YOU
MORE SPACE TO
PRODUCE MORE!

MetroState's Smart ESD trays are compatible with all models of trolleys for bottom loading trays, including both Metro and non-Metro models, as well as conveyor systems.

SmartTray Cart System

Model No. **CBNTC20M** — shown with accessories



FROM THE EUROPEAN METRO DEPOT



SMART TROLLEY FOR 1/2 SIZE TRAYS



Metro Tote Carts have a resistance of around 105 ohms/square. All products with this suffix are black.



EQUIPMENT TROLLEYS



**Double-Bay
PT2C-5M**
(Shown with optional
Divider Boxes)

Tote boxes must be ordered separately



**Triple-Bay
PT3C-5M**
(Shown with optional
Divider Boxes)

Tote boxes must be ordered separately

CARTS OF TRANSPORT

**WE GIVE YOU
MORE SPACE TO
PRODUCE MORE!**



MANUFACTURING / HANDLING

TRANSPORT



WORKSTATIONS



WE GIVE YOU
MORE SPACE TO
PRODUCE MORE!

GENERAL PURPOSE AND HIGH DENSITY STORAGE



SECURITY



FROM THE EUROPEAN METRO DEPOT

METRO
www.metro.de

d&TSA
your partner in industrial electronics

TOP TRACK STORAGE SYSTEM WITH ESD BOX REPLACEMENT SYSTEM



+50% more storage space on shelves

**WE GIVE YOU
MORE SPACE TO
PRODUCE MORE!**


METRO

www.metro.co.uk
oTSA
your partner in industrial electronics

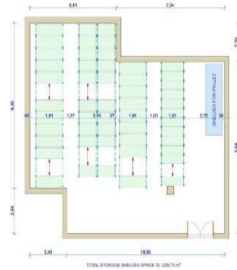
SPACE OPTIMISATION SYSTEM

WE GIVE YOU
MORE SPACE TO
PRODUCE MORE!

A traditional storage facility offers only 140 m² of rack storage capacity.



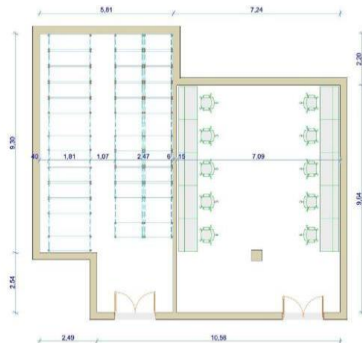
If you need more storage space on shelves, up to 229.73 m²!



WE GIVE YOU MORE SPACE TO
PRODUCE MORE!

VIDEO:
bit.ly/4eb8TBj

We reduced the size of the warehouse from 133 m² to 54 m².



We allocated 70 m² of space to the development of a **NEW** production area.



CLEANROOM CASTORS

5MFA / 5MFBA Wheels

Designed to cushion vibrations in controlled environments



WE GIVE YOU
MORE SPACE TO
PRODUCE MORE!

Wheel diameter		Charge				Type	Tread	Cat.No.
(in)	(mm)	(in)	(mm)	(lbs.)	(kg.)			
5	127	1 1/4	32	300	135	Tige/pivot	High Module	5MFA
5	127	1 1/4	32	300	135	Tige/pivot	High Module	5MFBA

5MHTN / 5MHTNB Wheels

Stem rollers for high pressure autoclaves temperature

Type	Bearing	Charge	Cat.No.
Pivot	Phenolic Hi-Temp	300	5MHTP
Brake	Phenolic Hi-Temp	300	5MHTPB
Pivot	Hi-Temp Nylon	300	5MHTN
Brake	Hi-Temp Nylon	300	5MHTNB




- Designed to cushion vibrations in controlled environments
- Thick cold-rolled steel, Nickel-plated horn
- Rotary ball bearing
- Rim axle bearing without grease nipples 127 mm wheels, SWIVEL/BRAKE version, TEM:
- Load capacity: 136.1 kg per wheel



CLEAN ROOM SHELVING



Super Erecta Steel
solid stainless steel



Super Erecta Shelving
Stainless steel wire



Solid stainless steel 304
louvered/embossed

- Standard Type 304 stainless steel shelving with stainless steel corners will satisfy most corrosion resistant shelving or solid or wire work surface applications.
- Available in flat, solid, wired and grille/stamped versions.
- Load capacity: 1219 mm and below supports 463 kg per shelf, 1524 mm supports 372 kg per shelf, 1829 mm supports 236 kg per shelf.

**WE GIVE YOU
MORE SPACE TO
PRODUCE MORE!**



METRO

www.metro.co.uk
d&t
your partner in industrial electronics

METRO SUPPORT: Specifications and drawings

WE GIVE YOU
MORE SPACE TO
PRODUCE MORE!

- Support for 2D drawings
- Isometric drawings
- 3D representation
- Online Configurator
- Quotes
- Drawings

