



AIJGO ESD TESTERS

DEVICES AND ACCESSORIES

ESD MANAGEMENT SOFTWARE & SYSTEM



www.dlb.hu



sales@destsa.hu



+36 27 502 555

TABLE OF CONTENTS

Introduction	4
Description of systems	5
Summary table.....	6
AIJGO-22LCD personal grounding tester	7
AIJGO-22/COMP personal grounding tester	8
AIJGO-34 personal grounding tester.....	9
AIJGO-34/COMP personal grounding tester	10
AIJGO-32 personal grounding tester.....	11
AIJGO-12.0 wrist strap monitor	12
AIJGO-60 / AIJGO-60BT walking tester.....	13
AIJGO-61 / AIJGO-61BT resistance meter.....	14
AIJGO-5.1 resistance decade.....	15
AIJGO accessories for ESD measuring	15
ESD Wise - ESD management software & system.....	16



The images in this document are for information only. The properties of the physical products may differ from those described here or from the properties shown in the images. We reserve the right to change the design, accessories, technical specifications and various details of the product without notice.

AIJGO

ESD TESTERS

It is possible to test personal grounding with our AIJGO testers. They can be used for checking personal grounding before entering an ESD protected area (EPA), with simultaneous testing of footwear system and wrist strap/groundable ESD smock system. **The AIJGO-22LCD and AIJGO-34 testers can be stand, wall, entrance gate or table mounted.** They are supplied with mounting plate, universal holder and you can buy stand for them. **The AIJGO-22/COMP and AIJGO-34/COMP products are available built-in in an entrance gate with turnstile,** for which you can buy barrier as well. In the case of AIJGO-34 and AIJGO-34/COMP it is possible to identify entering persons using an RFID reader, to automatically record data, and to access the recorded information by computer.



LIGHT BAR SYSTEM



AIJGO-22LCD, AIJGO-34, AIJGO-22/COMP AND AIJGO-34/COMP

Products with a steel touch button, the measured results are indicated by LED lights.



COMFORT SYSTEM



AIJGO-34 AND AIJGO-34/COMP

These AIJGO devices have touch button and RFID reader, and an RFID card is required for their use.



COMPLEX SYSTEM



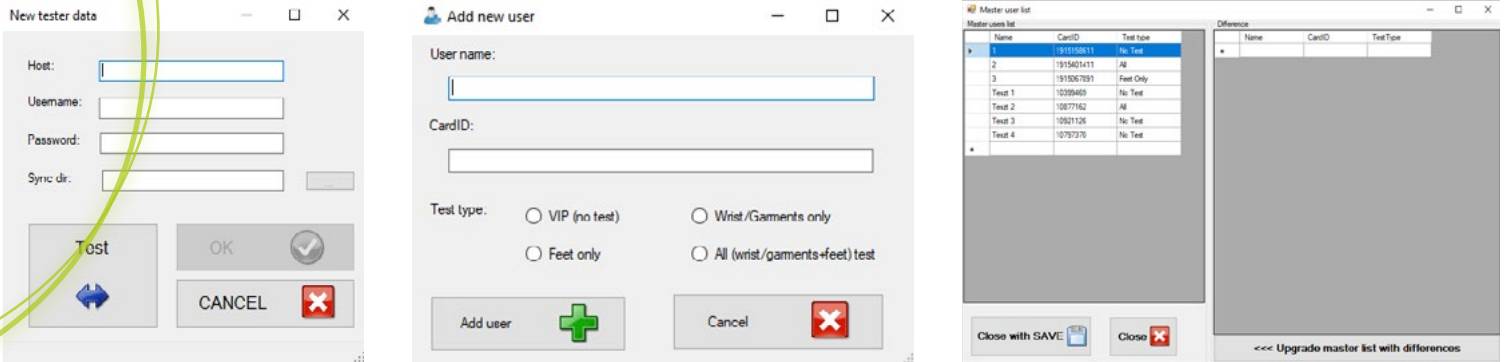
AIJGO-22/COMP AND AIJGO-34/COMP



In the case of these products, the testers are delivered built-in in an entrance gate with turnstile.

PIEMANAGER MANAGEMENT SOFTWARE

With its help, the AIJGO-34 and AIJGO-34/COMP testers can be configured via a LAN network, the measured results and recorded data can be retrieved with the help of the program.



SEE THE SUMMARY TABLE BELOW



NAME	AIJGO-22LCD	AIJGO-22/COMP	AIJGO-34	AIJGO-34/COMP	AIJGO-32
PC	-	-	✓	✓	-
OPERATING SYSTEM	-	-	LINUX	LINUX	-
MANAGEMENT SOFTWARE	-	-	AVAILABLE FOR PURCHASE	AVAILABLE FOR PURCHASE	NOT SUPPLIED, DEVELOPMENT REQUIRED FROM THE CUSTOMER SIDE
RS 232 PORT	-	-	-	-	✓
RFID READER	-	-	✓	✓	✓
LCD DISPLAY	✓	-	✓	✓	-
TOUCHLESS MODE	-	-	CAN BE SET, BUT AN RFID CARD IS STILL REQUIRED	CAN BE SET, BUT AN RFID CARD IS STILL REQUIRED	-
TEST TYPE SELECTION	MANUAL	MANUAL	WITH SOFTWARE	WITH SOFTWARE	WITH SOFTWARE
STAND	AVAILABLE FOR PURCHASE	-	AVAILABLE FOR PURCHASE	-	AVAILABLE FOR PURCHASE
MOUNTING PLATE & UNIVERSAL HOLDER	SUPPLIED WITH THE PRODUCT	-	SUPPLIED WITH THE PRODUCT	-	SUPPLIED WITH THE PRODUCT
BARRIER	-	AVAILABLE FOR PURCHASE	-	AVAILABLE FOR PURCHASE	-

AIJGO-22LCD PERSONAL GROUNDING TESTER



WITH LCD DISPLAY AND DUAL FOOT ELECTRODE

MAIN PROPERTIES

- Tester for checking personal grounding before entering an ESD protected area (EPA)
- Testing footwear system and wrist strap/groundable ESD smock system at the same time
- Can be used to test a groundable ESD smock system
- Test result indication on LCD display, with LED light and sound
- Selectable test modes: Footwear system test only, or footwear system and wrist strap/groundable ESD smock system combined test
- For indoor use only
- **We declare that the AIJGO-22LCD product complies with the requirements of IEC 61340-5-1, ANSI/ESD S20.20 and Directive 2001/95/EC (General product safety).**



PARAMETERS

Resistance values indicated as acceptable by the tester

Default setting when measuring footwear system	100 K Ω – 100 M Ω <i>An upper value of 35 MΩ can be set using the red switch at the bottom of the tester. However, after setting a different limit from the one used previously, the device must be restarted for the change to take effect.</i>
Default setting when measuring wrist strap/groundable ESD smock system	750 K Ω – 35 M Ω

Test voltage	100 V DC
Wrist strap/groundable ESD smock system connection	With a combined 10 mm snap, 4 mm banana plug socket
Power supply	12 V DC
Relay outputs	0,5 A/60 V <i>Pass relay (Normally Open) with green wire</i> <i>Fail relay (Normally Open) with red wire</i>
Sizes	215 x 195 x 55 mm (tester) 500 x 630 x 970 mm (tester+stand with dual foot electrode, assembled), the touch button emerges from it beyond this, the tester extends 14 cm backwards beyond the platform. The size of the platform itself (in case of a tester version with stand): 500 x 490 x 20 mm. Tilt angle of the stand: 5 degrees



ORDER CODE	DESCRIPTION
AIJGO-22LCD	Personal grounding tester with LCD display, dual foot electrode, mounting plate and universal holder
AIJGO-STA	Stand for AIJGO tester

AIJGO-22/COMP PERSONAL GROUNDING TESTER



WITH PLATFORM, DOUBLE DUAL FOOT ELECTRODE AND ENTRANCE GATE WITH TURNSTILE

MAIN PROPERTIES

- Tester for checking personal grounding before entering an ESD protected area (EPA)
- Testing footwear system and wrist strap/groundable ESD smock system at the same time
- Can be used to test a groundable ESD smock system
- Test result indication with LED light and sound
- Selectable test modes: Footwear system test only, or footwear system and wrist strap/groundable ESD smock system combined test
- For indoor use only
- **We declare that the AIJGO-22/COMP product complies with the requirements of IEC 61340-5-1, ANSI/ESD S20.20 and Directive 2001/95/EC (General product safety).**



PARAMETERS

Resistance values indicated as acceptable by the tester

Default setting when measuring footwear system	100 K Ω – 100 M Ω <i>An upper value of 35 MΩ can also be set by removing the short-circuiting of the TH2 pair of the tester. To do this, remove the short circuit (jumper) from the two points of the TH2 pin pair of the tester, or leave it on only one pin.</i>
--	---

Default setting when measuring wrist strap/groundable ESD smock system	750 K Ω – 35 M Ω
--	--------------------------------



Test voltage	100 V DC
Wrist strap/groundable ESD smock system connection	With a combined 10 mm snap, 4 mm banana plug socket
Power supply	230 V AC
Sizes	1000 x 950 x 1049,5 mm with platform and touch button

ORDER CODE	DESCRIPTION
AIJGO-22/COMP	Personal grounding tester with platform, double dual foot electrode and entrance gate with turnstile
AIJGO-BAR1	Barrier for AIJGO-22/COMP or AIJGO-34/COMP tester
AIJGO-OLED	Optional door opening touch button outwards

AIJGO-34 PERSONAL GROUNDING TESTER



WITH DUAL FOOT ELECTRODE, RFID READER, LCD DISPLAY AND OPERATING SOFTWARE

MAIN PROPERTIES

- Tester for checking personal grounding before entering an ESD protected area (EPA)
- Testing footwear system and wrist strap/groundable ESD smock system at the same time
- Can be used to test a groundable ESD smock system
- Test result indication on LCD display, with LED light and sound
- The measured results are stored on an internal SD card
- It is also possible to configure it so that a test can be carried out without touching the touch button, but an RFID card is required in this case too
- It saves the entry data as .csv files
- With an RFID reader
- For indoor use only
- **We declare that the AIJGO-34 product complies with the requirements of IEC 61340-5-1, ANSI/ESD S20.20 and Directive 2001/95/EC (General product safety).**



PARAMETERS

Resistance values indicated as acceptable by the tester	
Default setting when measuring footwear system	100 K Ω – 100 M Ω <i>You can also set an upper value of 35 MΩ, see the PieManager management software description.</i>
Default setting when measuring wrist strap/groundable ESD smock system	750 K Ω – 35 M Ω
Operating system	Linux Raspbian (The tester can be configured via LAN network using RJ45 cable)
Test voltage	100 V DC
Wrist strap/groundable ESD smock system connection	With a combined 10 mm snap, 4 mm banana plug socket
Power supply	12 V DC
Relay outputs	0,5 A/60 V <i>Pass relay (Normally Open) with green wire</i> <i>Fail relay (Normally Open) with red wire</i>
Sizes	300 x 195 x 55 mm (tester) 500 x 630 x 970 mm (tester+stand with dual foot electrode, assembled) 500 x 490 x 20 mm (the size of the platform itself, in case of a tester version with stand) Tilt angle of the stand: 5 degrees



ORDER CODE	DESCRIPTION
AIJGO-34	Personal grounding tester with dual foot electrode, RFID reader, operating software, mounting plate and universal holder
AIJGO-STA	Stand for AIJGO tester
AIJGO-34/MSW	PieManager management software for AIJGO-34 and AIJGO-34/COMP (if buying more than one tester, it is sufficient and recommended to buy one if they will be networked together)

AIJGO-34/COMP PERSONAL GROUNDING TESTER

WITH PLATFORM, DOUBLE DUAL FOOT ELECTRODE, RFID READER, LCD DISPLAY, OPERATING SOFTWARE AND ENTRANCE GATE WITH TURNSTILE

MAIN PROPERTIES

- Tester for checking personal grounding before entering an ESD protected area (EPA)
- Testing footwear system and wrist strap/groundable ESD smock system at the same time
- Can be used to test a groundable ESD smock system
- Test result indication on LCD display, with LED light and sound
- The measured results are stored on an internal SD card
- It is also possible to configure it so that a test can be carried out without touching the touch button, but an RFID card is required in this case too
- It saves the entry data as .csv files
- With an RFID reader
- For indoor use only
- **We declare that the AIJGO-34 product complies with the requirements of IEC 61340-5-1, ANSI/ESD S20.20 and Directive 2001/95/EC (General product safety).**



PARAMETERS

Resistance values indicated as acceptable by the tester	
Default setting when measuring footwear system	100 KΩ – 100 MΩ <i>You can also set an upper value of 35 MΩ, see the PieManager management software description.</i>
Default setting when measuring wrist strap/groundable ESD smock system	750 KΩ – 35 MΩ



Operating system	Linux Raspbian (The tester can be configured via LAN network using RJ45 cable)
Test voltage	100 V DC
Wrist strap/groundable ESD smock system connection	With a combined 10 mm snap, 4 mm banana plug socket
Power supply	230 V AC
Sizes	1000 x 950 x 1049,5 mm with platform and touch button

ORDER CODE	DESCRIPTION
AIJGO-34/COMP	Personal grounding tester with platform, double dual foot electrode, and entrance gate with turnstile
AIJGO-BAR1	Barrier for AIJGO-22/COMP or AIJGO-34/COMP tester
AIJGO-OLED	Optional door opening touch button outwards
AIJGO-34/MSW	PieManager management software for AIJGO-34 and AIJGO-34/COMP (if buying more than one tester, it is sufficient and recommended to buy one if they will be networked together)

AIJGO-32 PERSONAL GROUNDING TESTER



WITH DUAL FOOT ELECTRODE AND RFID READER

It is possible to link the tester to an enterprise management system, time-tracking software or other program. The hardware of the device itself allows connection to any system via a serial port, but the software operation of the connection requires a driver, which need to be developed separately according to the customer's needs. Such software is not provided with the device, but we can help you to develop it by providing product descriptions and informaton on interface programming. Based on this, the necessary additional driver can be created to ensure proper communication between the AIJGO product and the system.

MAIN PROPERTIES

- Tester for checking personal grounding before entering an ESD protected area (EPA)
- Testing footwear system and wrist strap/groundable ESD smock system at the same time
- Can be used to test a groundable ESD smock system
- Test result indication with LED light and sound
- It is not possible to configure it so that a test can be carried out without touching the touch button
- With a built-in RFID reader
- For indoor use only
- **We declare that the AIJGO-32 product complies with the requirements of IEC 61340-5-1, ANSI/ESD S20.20 and Directive 2001/95/EC (General product safety).**



Test voltage	100 V DC
Wrist strap/groundable ESD smock system connection	With a combined 10 mm snap, 4 mm banana plug socket
Power supply	12 V DC
Relay outputs	0,5 A/60 V Pass relay (Normally Open) with green wire Fail relay (Normally Open) with red wire
D-SUB = RS232 serial port connection, made possible by a four-wire cable with a connector, TX, RX, GND (ground) and power (12 V) wires. The use of this last power wire is not required.	
Sizes	215 x 195 x 55 mm (tester) 500 x 630 x 970 mm (tester+stand with dual foot electrode, assembled), the touch button emerges from it beyond this, the tester extends 14 cm backwards beyond the platform. The size of the platform itself in case of a tester version with stand: 500 x 490 x 20 mm. Tilt angle of the stand: 5 degrees

RFID READER

FF reader (full frequency), it reads cards operating at low (125/134 kHz) and high (13,56 MHz) frequencies.

It is prepared for the following types of cards, transmitters and communication: Emarine (pl. EM4100,4102,4200), Casi Rusco, FDX Animal, HiTag1, HiTag2, Indala Type1, Indala Type2, Indala KSF (Kantech Secure Format), loProx XSF (Kantech Extended Secure Format), ProxCard II, ProxCard II C1000, ProxCard II H10301, ProxCard II H10302, ProxCard II H10304, TIRIS, T5557, ATA5567, ATA5577

Transmitters type ISO-14443A: Mifare Classic 1K, 4K, Mifare Ultralight, Mifare Desfire, Mifare Plus, Mifare Plus X, Mifare ProX, Mifare SmartMX, SLE66R35, NTAG213, NTAG215, NTAG216

Transmitters type ISO-15693: Texas Instruments TagIt Plus, Texas Instruments TagIt Plus 3P, Texas Instruments TagIt Standard, Texas Instruments TagIt Pro, Legic Advant, Picopass, HID iClass, ICode SLI, ICode 2

Transmitters type ISO-14443B: SR1XXX, pl. SRI512, SRT512, SRI4K, SR1X4k, ISO-14443B card emulation, Felica

ISO-18092/NFC type communication: NFCIP-1 compliant P2P active communication, NFC card emulation (passive), NFC-enabled mobile phone (Android, iOS, Windows Mobile) in the previously listed modes

ORDER CODE	DESCRIPTION
AIJGO-32	Personal grounding tester with dual foot electrode, RFID reader, mounting plate and universal holder
AIJGO-STA	Stand for AIJGO tester

AIJGO-12.0 WRIST STRAP MONITOR



MAIN PROPERTIES

- The AIJGO 12.0 wrist strap monitor is designed to monitor the operation of a wrist strap grounding system for a single operator.
- Stainless steel 2-in-1 plug with 10 mm male stud and 4 mm banana plug socket for wrist strap connection
- 1 LED that indicates the correct (GREEN light signal) or incorrect (RED light signal) wrist strap system resistance
- Built-in speaker for warning signal
- **We declare that the AIJGO-12.0 product complies with the requirements of IEC 61340-5-1, ANSI/ESD S20.20 and Directive 2001/95/EC (General product safety).**

PARAMETERS

Accuracy	±10%
Test voltage	6 V DC open circuit
Test current	<1 microamper
Size	67 x 60 x 29 mm
Weight	50 g
Environmental operating conditions	
Temperature	20 °C – 30 °C
Humidity	max. 70%
Wrist strap system resistance control limit	<5 MΩ

ORDER CODE	DESCRIPTION
AIJGO-12.0	Wrist strap monitor kit

AIJGO-60 / AIJGO-60BT WALKING TESTER



Bluetooth, ESD Wise system compatible version is available



MAIN PROPERTIES

- With an AIJGO-60 walking tester you can measure the electrostatic charges which are generated on a person who walks on the floor. The device displays the measured values on an OLED display in numerical or graphical mode.
- We declare that the AIJGO-60 product complies with the requirements of IEC 61340-5-1, ANSI/ESD S20.20 and Directive 2001/95/EC (General product safety).

PARAMETERS

Sizes	93 x 185 x 35 mm (W x L x H)
Weight	ca. 350 g
Measuring range	±2 kV
Measuring accuracy	<±2 kV » max. 10%; ±2 kV - ±5 kV » Indication
Temperature measuring range	0 °C – 45 °C
Temperature measuring accuracy	±0,3%, max. ±0,5%
Temperature measuring frequency	~ 2 s
Humidity measuring range	10 – 85% RH
Humidity measuring frequency	~ 2 s
Sample rate	250 µs
Data output	Via mini USB-B connection (AIJGO-60) or Bluetooth connection (AIJGO-60BT)
Display	Graphic 128 x 64 pixel
Power supply	AIJGO-60: with 4 pieces of 1,5 V AA batteries or via USB cable AIJGO-60BT: with 4 pieces of 1,5 V AA batteries
Operating time using batteries	ca. 12-14 hours

ORDER CODE	DESCRIPTION
AIJGO-60	Walking tester kit with mini USB-B connector device
AIJGO-60BT	Walking tester kit with device capable of Bluetooth connection which can be used to transmit the measured data with the use of the ESD Wise application (device does not have a mini USB-B connector).

AIJGO-61 / AIJGO-61BT RESISTANCE METER



Bluetooth, ESD Wise system compatible version is available



MAIN PROPERTIES

- The AIJGO-61 resistance meter can be used to measure the resistance of different materials, work surfaces and floors. The measured result can be viewed on an OLED display after the measurement.
- We declare that the AIJGO-61 product complies with the requirements of IEC 61340-5-1, ANSI/ESD S20.20 and Directive 2001/95/EC (General product safety).

PARAMETERS

Sizes	93 x 185 x 35 mm (W x L x H)
Weight	ca. 370 g
Test voltage	10 V, 100 V, 500 V (±5% ±2 V)
Resistance measuring range	2 Ω – 1 TΩ
Resistance measuring accuracy	2 Ω – 10 ⁹ Ω: ±10%, 10 ⁹ Ω – 10 ¹² Ω ±20%
Temperature measuring range	0 °C – 45 °C
Temperature measuring accuracy	±0,3%, max. ±0,5%
Temperature measuring frequency	~ 2 s
Humidity measuring range	10 – 85% RH
Humidity measuring frequency	~ 2 s
Stored values	Resistance, temperature, humidity
Number of measurement data rows that can be stored	20 pieces
Standard weight of electrodes	2,25 ± 0,25 kg
Data output	Via mini USB-B connection (AIJGO-61) or Bluetooth connection (AIJGO-61BT)
Display	Graphic 128 x 64 pixel
Power supply	AIJGO-61: with 4 pieces of 1,5 V AA batteries or via USB cable, AIJGO-61BT: with 4 pieces of 1,5 V AA batteries
Operating time using batteries	ca. 12-14 hours

ORDER CODE	DESCRIPTION
AIJGO-61	Resistance meter kit with mini USB-B connector device
AIJGO-61BT	Resistance meter kit with device capable of Bluetooth connection which can be used to transmit the measured data with the use of the ESD Wise application (device does not have a mini USB-B connector).

AIJGO-5.1 RESISTANCE DECADE



MAIN PROPERTIES

- Resistance decade with two measuring electrodes for the calibration of testers.
- 9 rotary switches to set output resistance between 0,1 Ω - 111,11111 MΩ
- 4 mm banana sockets
- Maximum current: 2 A
- Size: 215 x 195 x 65 mm
- We provide the product with manufacturer's certificate.

ORDER CODE	DESCRIPTION
AIJGO-5.1	Resistance decade

AIJGO ACCESSORIES FOR ESD MEASURING



AIJGO-2



AIJGO-3



AIJGO-4



AIJGO-13

ORDER CODE	DESCRIPTION
AIJGO-2	Counter electrode
AIJGO-3	Glove measuring electrode
AIJGO-4	Grounding electrode, 25 cm length
AIJGO-13	Hand electrode

ESD WISE SYSTEM

IMPROVE THE EFFICIENCY OF YOUR ESD PROCESSES AND ACTIVITIES WITH OUR SOLUTION



TAKE ADVANTAGE OF THE ESD WISE SYSTEM

- Make processes faster and easier, be more productive
- Reduce paperwork, think of our better future
- Review historical data from previous measurements
- Avoid dataloss due to employee fluctuation
- Follow standard or customer requirement changes easily with adjustments
- Act on time and be preventive with the help of warning system
- Use our system in one of the main world languages

ESD MEASUREMENT WITH FAST WIRELESS DATA TRANSFER

- Useful system to store and manage data
- Solution to connect AIJGO-60BT and AIJGO-61BT ESD measuring devices with Android smart devices via Bluetooth
- Android smart device application to transfer data to ESD management software via wireless network connection
- Automatic data transfer
- Help in task handling and assignment (e.g. maintenance, detection of ESD errors)
- Support for the correction of detected ESD protection failures with reminders and notifications

If you use our solution, you will be able to:

- measure and send the results easily to the Android smart device application
- have up-to-date information about measurements and static control status
- control and trace back ESD measuring activities with ESD management software
- reduce human administrative errors with automatic data transfer
- avoid measurements with not calibrated devices due to calibration notifications

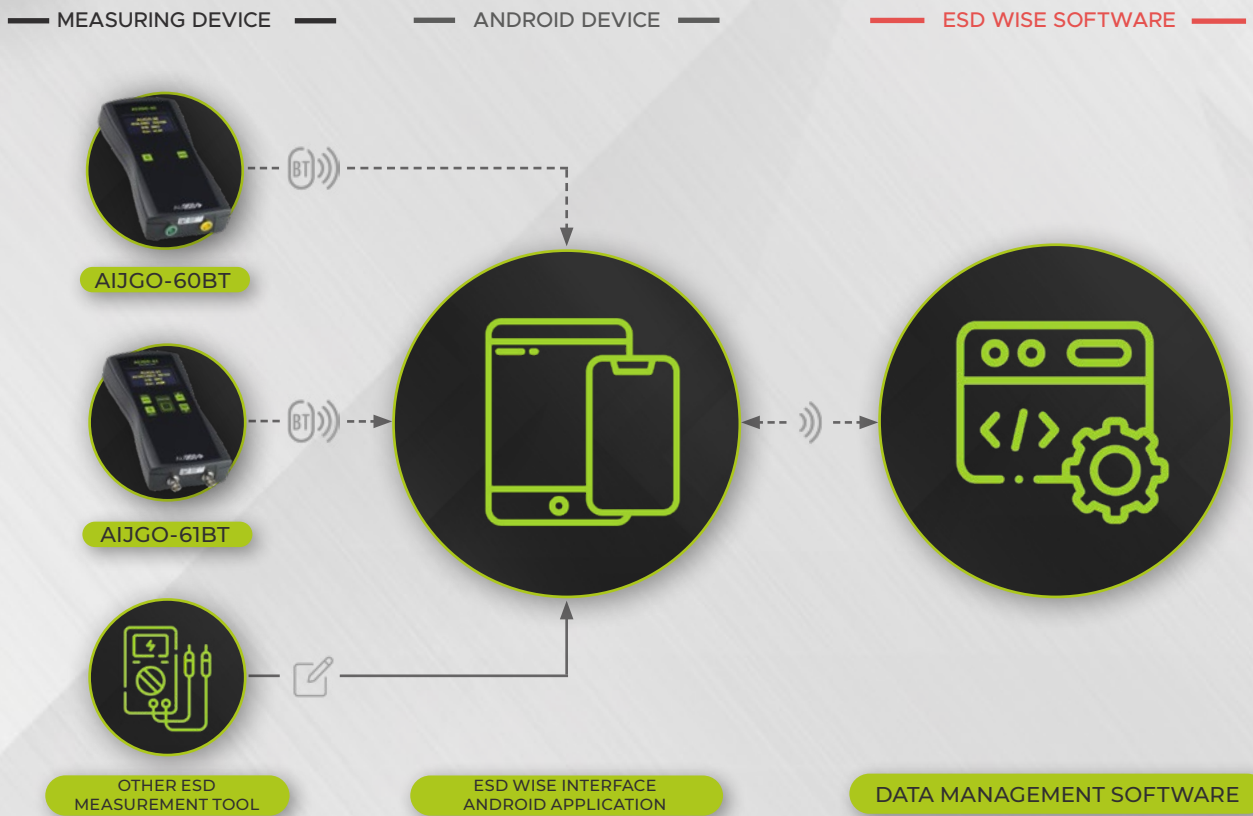
Our offer includes:

- **AIJGO-60BT** and/or **AIJGO-61BT** hardware(s)
- **Application** compatible with Android smart devices
- ESD management **software** which can be used flexibly on local or remote network
- Accesses to the system for 3 users (1 admin, 2 technician roles)

ESD WISE SYSTEM SYSTEM USAGE WITH QR CODES AND APPROPRIATE WIRELESS CONNECTION

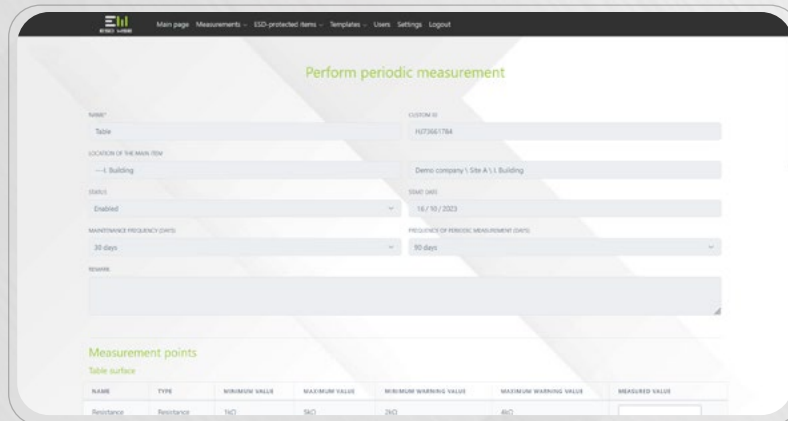
1. Identify and set up measurement methods, measuring devices and your ESD control items in the management software.
2. Unique QR code identifiers are generated for ESD control items there. Print them and place them on the items.
3. Use the Android smart device app to scan a QR code, measure and record the measured results with your Android smart device.
4. The Android app sends the recorded data to the management software.
5. You can continue the measurement on additional ESD protected devices.
6. You can view the measurement results in the management software and download reports.

ESD WISE MANAGEMENT SYSTEM



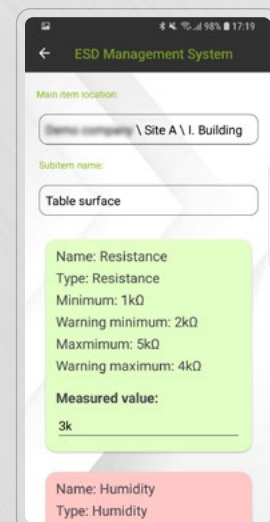
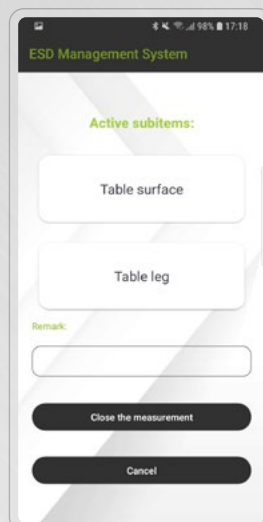
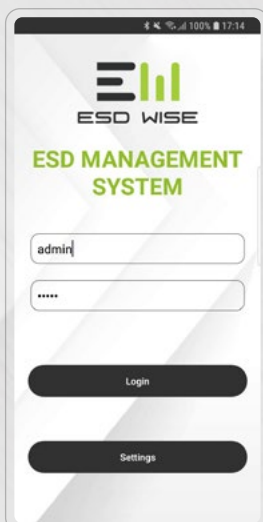
ESD MANAGEMENT SOFTWARE

- ▶ You can use the ESD Wise software to manage your ESD areas, devices, items and measurements.
- ▶ You are able to record and view information about your ESD measurements with it.



APPLICATION COMPATIBLE WITH ANDROID SMART DEVICES

- ▶ The ESD Wise Android smart device application allows you to receive ESD measurement information from your AIJGO-60BT or AIJGO-61BT device via Bluetooth connection and it can send the data automatically to the ESD Wise software via wireless network connection.
- ▶ You can define and choose for which part of an item you want to record ESD measurement data with the help of the ESD Wise Android smart device application.



The images in this document are for information only. Some details of the products, the software and the application may differ from those shown in the images. We reserve the right to change the design, and various details of these without notice.



D és Tsa Bt.

2600 Vác, Gálcsék u. 8-10. Hungary

Tel. / Fax:

+36 27 502 555

+36 27 200 835

E-mail:

sales@destsa.hu

Web:

www.dlb.hu,

www.destsa.hu

